

How to setup Single Sign-On with Clever

Learn how an educator would add the Edge Factor app to a Clever page in order to share Edge Factor with their students.

[Part 1. Login to Clever](#)

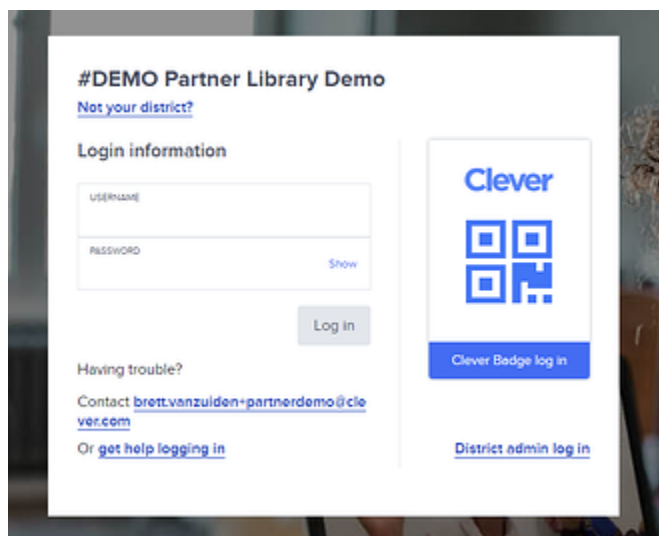
[Part 2. Create a new page in Clever for my students](#)

[Part 3. Adding the Edge Factor App to your page](#)

[Part 4. How students can access the Edge Factor app](#)

Part 1. Login to Clever

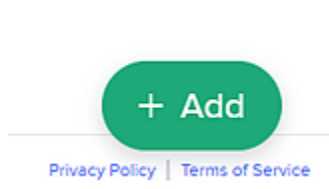
Begin by logging into Clever.



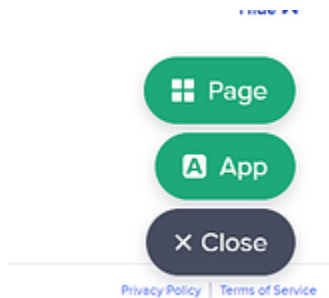
Part 2. Create a new page in Clever for my students

(If you already have a page you can add the Edge Factor app to, you can skip to Part 3 below)

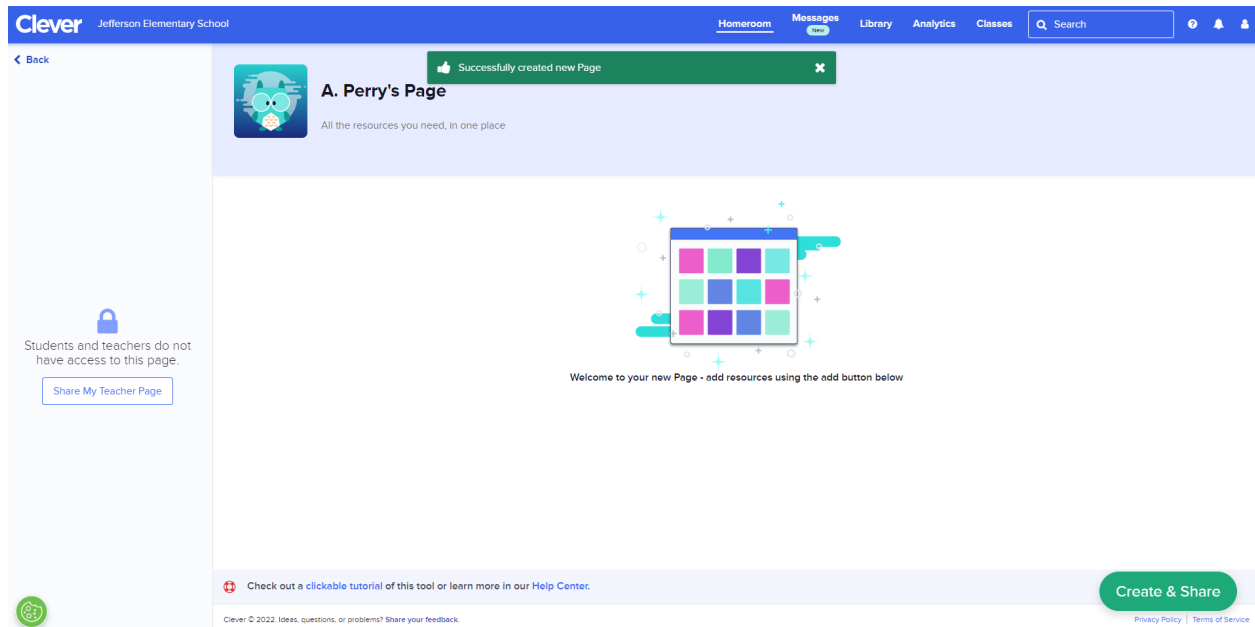
Step 1: at the bottom right click the "Add" button



Step 2: select the "Page" option



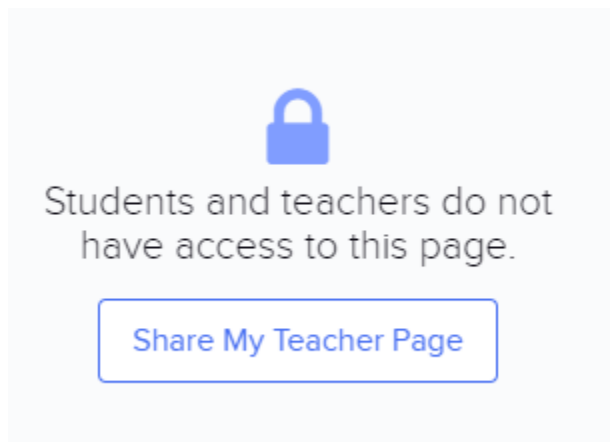
A new page has now been created.



Optionally update the title and description for your new page

Step 3: Update the sharing settings for the page in the left column.

Click the "Share My Teacher Page"




Select "All students you teach" and press Update

Share my Teacher Page

×

Select who can access your Teacher Page




Students

☒ All students you teach

☐ One or more classes

☐ Only you



Teachers

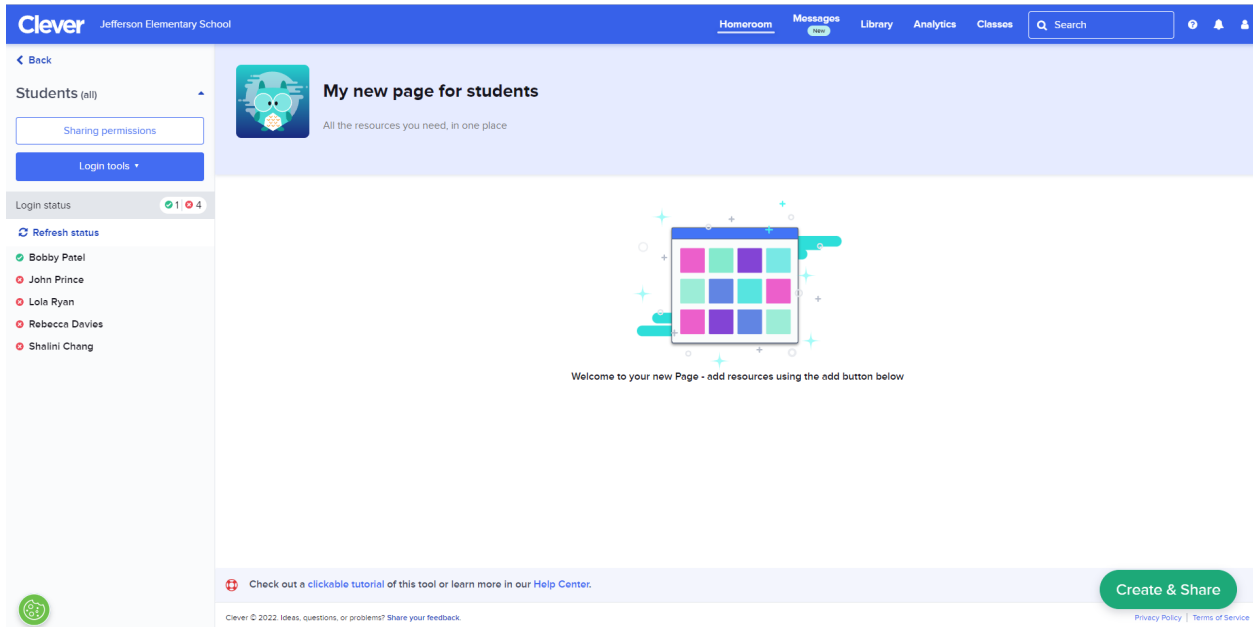
Recipients will be able to view only. They will not be able to edit your Teacher Page

Select teachers in your school ▼

CancelUpdate

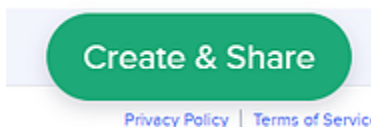
Part 3. Adding the Edge Factor App to your page

If you did not create a new page in Part 2, click on the page you want to add the Edge Factor App to. At this point you should have your page open whether you just selected it or after creating the page in Part 2 above.

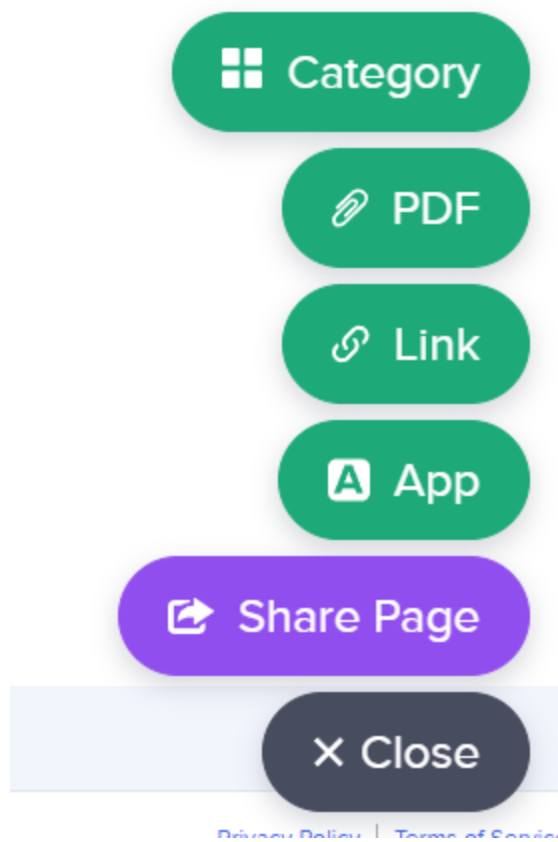


Step 1: at the bottom right click the "Create & Share" button

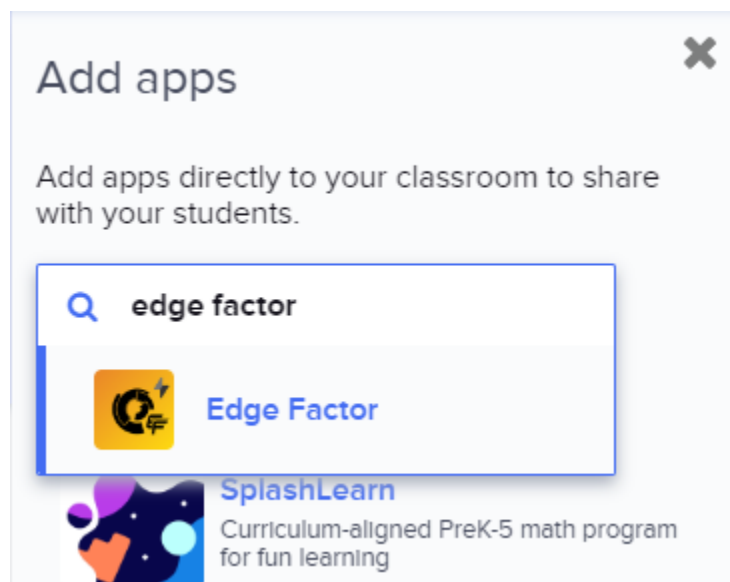
Click the "Create & Share" button



Select "App" from the available options




In the right column search for "edge factor" and select the "Edge Factor" app



Click "Install Edge Factor"

Add apps



Edge Factor

Equipping teachers & students ...

★★★★★

5.0 (2)

6-12

[View app details](#)

Automatically set up accounts for your students and add this app to your page.

Install Edge Factor

You will now get a message that you have successfully added app to 1 page.
The Edge Factor icon will now appear on your page

Clever

Jefferson Elementary School

Homeroom

Messages

Library

Analytics

Classes

Q Search

Back

Students (all)

Sharing permissions

Login tools

Login status

Refresh status

Bobby Patel

John Prince

Lola Ryan

Rebecca Davies

Shelini Cheng

My new page for students

All the resources you need, in one place

Newly Added

Edge Factor

Edit

Check out a [clickable tutorial](#) of this tool or learn more in our [Help Center](#).

Clever © 2022. Ideas, questions, or problems? [Share your feedback](#).

Add apps

Edge Factor

Equipping teachers & students ...

★★★★★ 5.0 (2) 6-12

View app details

Automatically set up accounts for your students and add this app to your page.

Edge Factor added

Teacher who installed this also installed

Robotify

Learn to program using virtual robots in 3D environments through self-paced and project based learning. Visit exciting environments ranging from the Deep Ocean to Planet Mars. Program cutting edge robots like interplanetary rovers and racing drones.

ClassHook

Educational videos from popular television shows and movies.

Mindsets!

Mindsets! - the leading real-world problem solving platform for math, science & STEAM

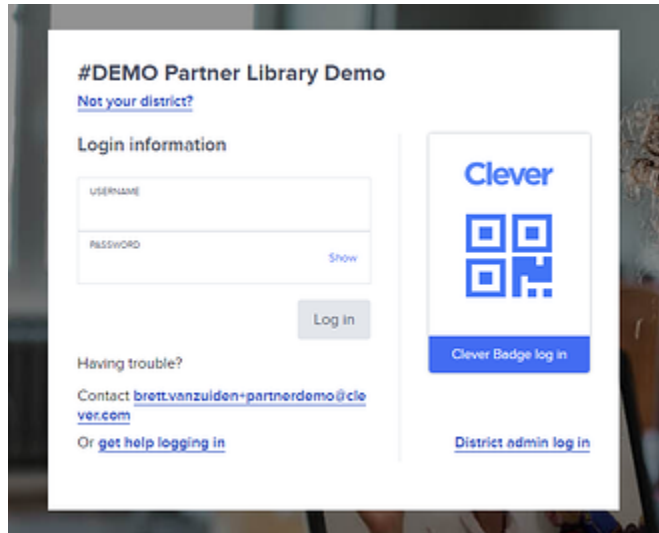
WhiteBox Learning

Empower Students to Work Like Real Engineers!

See 103 more resources

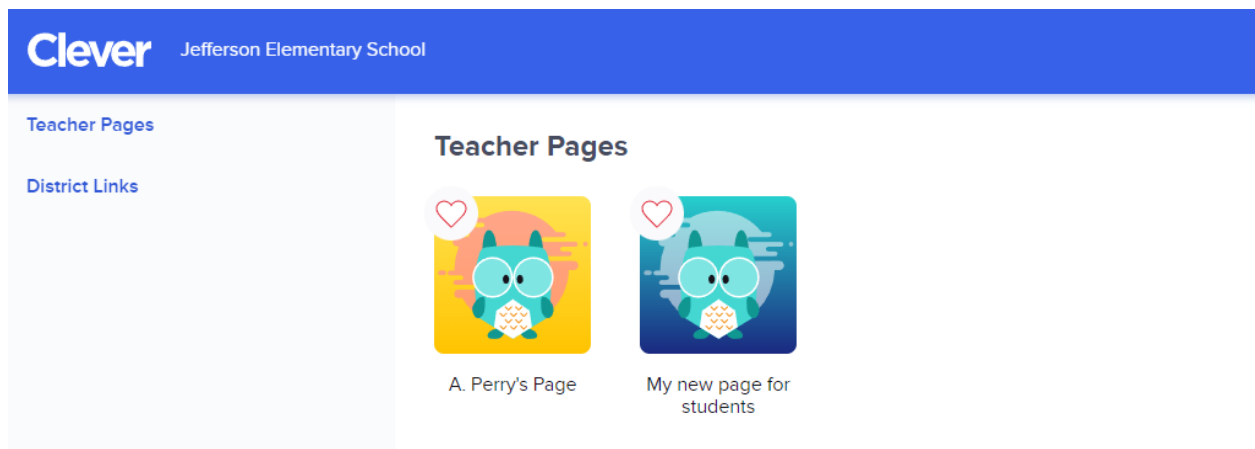
Part 4. How students can access the Edge Factor app

Step 1: Have the student log into Clever.



Step 2: Have the student click on the page you created

In our example above the page is called "My new page for students"



Step 3: Have the student click the "Edge Factor" app

[← Back](#)



My new page for students

Newly Added



Edge Factor